

# TUNNEL LIGHTING FIXTURES

- Special optics
- Corrosion resistant
- Unitized electrical assembly
- Low loss ballast

- **Specialized tunnel optics**

Fluted reflectors optimize photometrics for Probeam and Counterbeam designs. Walls are evenly lit and the pavement meets IES RP-22 luminance requirements

- **Glare free environment**

Innovative fixture design minimizes ability to view lamp in either Pro or Counterbeam orientation

- **Corrosion resistance**

Fixture designed to UL 595 marine outdoor standards. Construction consists of low copper (360.1 alloy) aluminum, phosphate pretreatment, 2-4 mil TGIC polyester powder paint, hollow core high temperature silicone gaskets and stainless steel hardware.



- **Unitized electrical assembly**

Quick disconnect fixture door includes ballast and socket. Allows 60 second replacement and minimal downtime.

- **Low loss ballasts**

Optional 250 - 400 watt ballasts use grain oriented M-6 grade low loss steel to reduce ballast losses 10 to 20 watts per fixture.


- **40°C UL Listing**

Extends ballast and capacitor life 100 percent if operated in 25°C average ambients

TUNNELS  
UNDERPASSES



- **Easy cleaning** Passes 100 PSI hosedown test procedure. Gasketed to dust tight standards. Designed for no snag operation with mechanized cleaner brushes.
- **Protected HPS starter** Protects starter and ballast from thermal damage when lamp fails.
- **Lamp extinguishing voltage** Standard ballasts can sustain 30% or greater voltage dip.



Positive Contrast Probeam

Traffic Flow →  
Light Beam →



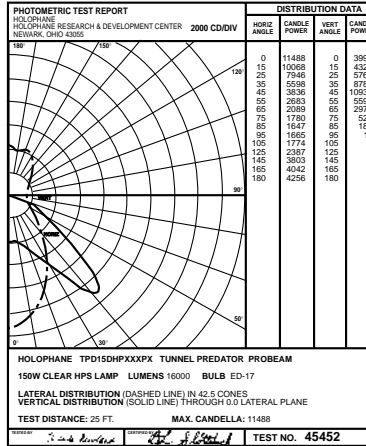
Negative Contrast Counterbeam

← Traffic Flow  
Light Beam →


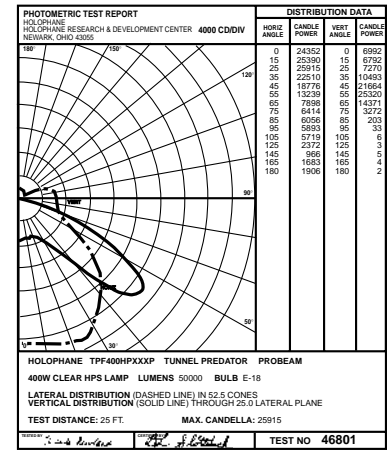
# TUNNEL LIGHTING FIXTURES

# TUNNEL PREDATOR<sup>®</sup>

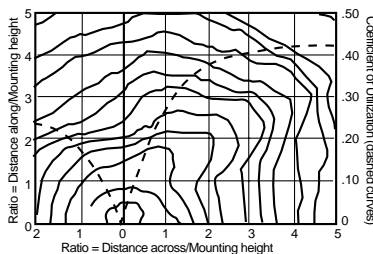
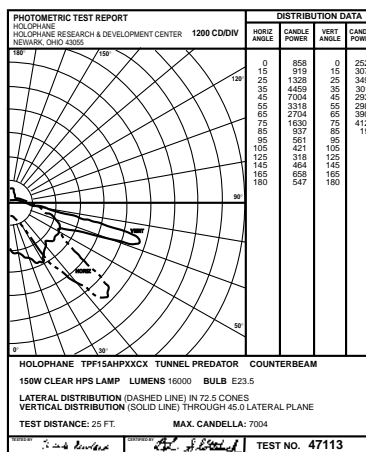
## TPD15DHPXXXP (Probeam) 150W HPS, Test 45452



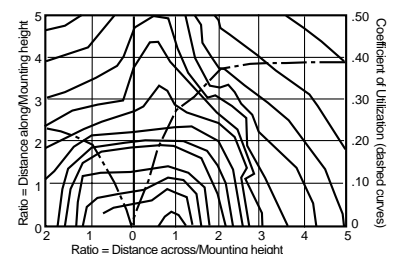

## TPF400HPXXXP (Probeam) 400W HPS, Test 46801




## TPF00HPXXXSX (Counterbeam - Crossbeam) 150W HPS, Test 47113



## TPF400HP00CXX (Counterbeam) 400W HPS, Test 47783



# TUNNEL PREDATOR<sup>®</sup>



**1 Low copper (360.1 alloy) die cast aluminum.** Door does not distort when fastened.

**2 Unique reflector design** eliminates bright streaks, provides uniform illumination, and low surface brightness.

**3 Optional stainless steel back plate.**

**4 Removable door with all electrical components** simplifies maintenance.

**5 Tempered glass lens.**

**6 Hollow core high temperature gasket** prevents water entry during hosedown.

Junction box mount



Stainless steel yoke



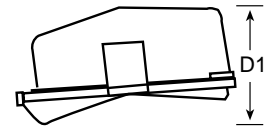
## Product Features and Mounting Options

# Ordering Data

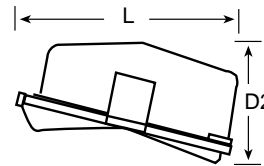
How to construct a catalog number for Tunnel Predator: Fixture type: \_\_\_\_\_

EXAMPLE: TPF — 15AHP — 27 — K — CL — 6 — B — PS  
 1 2 3 4 5 6 7 8

Catalog no.	Description
<b>1 Luminaire type</b>	
___ TPD	Probeam small housing
___ TPF	Probeam, counterbeam, counterbeam (crossbeam) medium housing
<b>2 Source and wattage**</b>	
<b>TPD Probeam (medium base lamps)</b>	
___ 07DHP	70W HPS
___ 10DHP	100W HPS
___ 15DHP	150W HPS
<b>TPF Probeam (mogul base lamps)</b>	
___ 250HP	250W HPS
___ 25LHP	250W HPS (energy saving)
___ 400HP	400W HPS
___ 40LHP	400W HPS (energy saving)
<b>TPF Counterbeam (mogul base lamps)</b>	
___ 250HP	250W HPS
___ 25LHP	250W HPS (energy saving)
___ 400HP	400W HPS
___ 40LHP	400W HPS (energy saving)
<b>TPF Counterbeam (Crossbeam)(mogul base lamps)</b>	
___ 070HP	70W HPS
___ 100HP	100W HPS
___ 15AHP	150W HPS
<b>3 Voltage</b>	
___ 12	120 volt
___ 20	208 volt
___ 24	240 volt
___ 27	277 volt
___ 48	480 volt
___ MT	Multi-voltage 120 - 277V
<b>4 UL category</b>	
___ K	Wet location
<b>5 Optical</b>	
<b>TPD</b>	
___ P	Probeam
<b>TPF</b>	
___ P	Probeam
___ C	Counterbeam
___ CL*	Crossbeam fixture mounted on left with traffic flow (70-150 watt)
___ CR*	Crossbeam fixture mounted on right with traffic flow (70-150 watt)
<b>6 Mounting</b>	
___ 2	Box mount (P optics only)
___ 3	Stainless steel yoke
___ 6	304 Stainless steel plate (24" x 30")
<b>7 Color</b>	
___ G	Gray
___ B	Bronze
<b>8 Options and accessories</b>	
___ PS	Protected starter for HPS lamps
___ JB	NEMA 4X non-metallic junction box (available with mounting 6 only)



Counterbeam Traffic Flow →



← Probeam Traffic Flow

	Predator TPD	TPF
<b>W</b>	333mm (13.125")	419mm (16.5")
<b>L</b>	479mm (17.875")	533mm (21")
<b>D1</b>	NA	305mm (12")
<b>D2</b>	228mm (8.875")	272mm (10.625")
<b>Weight</b>	9-15kg (20-33 lbs.)	18-21kg (39-46 lbs)

Notes: \* Reflector orientation set at factory  
 \*\* Consult TSG for MH lamps

# TUNNEL PREDATOR®