




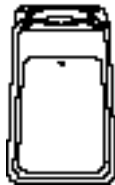


## VENT POLES

The following information illustrates the correct way to enter an order for VTA6L12PA. The ordering designation is detailed as follows.

Vent Post Series	Tapered	Aluminum	Shaft Dia. (at base)	Wall Thickness	Mounting Height (ft.)	Base Type	Finish
V	T	A	6	L	20	P	A

Mtg. Height (Ft.)	Catalog Number	Base Type	Base Dia. or Square (In.)	Shaft Dia. (In.)	Bolt Proj. (In.)	Bolt Circle Dia. (In.)	Anchor Bolt D x AB x H (In.)	Net. Wt. (Lbs.)	Alternate
MH			S	B	BP	BC	AB		
8	VTA6L08PA	P	14 1/2	6	2 1/2	10-11	3/4 x 25 x 3	35	A, C, F, G, N
10	VTA6L10PA	P	14 1/2	6	2 1/2	10-11	3/4 x 25 x 3	42	A, C, F, G, N
12	VTA6L12PA	P	14 1/2	6	2 1/2	10-11	3/4 x 25 x 3	49	A, C, F, G, N
14	VTA6L14PA	P	14 1/2	6	2 1/2	10-11	3/4 x 25 x 3	56	A, C, F, G, N
16	VTA6L16PA	P	14 1/2	6	2 1/2	10-11	3/4 x 25 x 3	62	A, C, F, G, N

### BASES

A	C	F	G	N	P
Four Bolt	Four Bolt	Four Bolt	Four Bolt	Three Bolt	Four Bolt
					

NOTES: The bases above are for Vent Post Series Poles. When ordering a pole with a standard base, the poles catalog number designates the base to be supplied. See page 158 for additional base data.

### DATA FOR BASES

Base Type	No. of Bolts	Bolt Circle BC (In.)	Bolt Proj. BP (In.)	Anchor Bolts D x AB x H (In.)	Base Dia. or Square (In.)
A	4	9-10	2 1/8	3/4 x 25 x 3	10 1/4
C	4	8 1/2	2	3/4 x 25 x 3	10 3/4
F	4	10	7	3/4 x 25 x 3	12
G	4	12 3/4	3	3/4 x 25 x 3	13 5/8
N	3	8 3/4	1 3/4	3/4 x 25 x 3	11 5/8
P	4	10-11	2 1/2	3/4 x 25 x 3	14 1/2

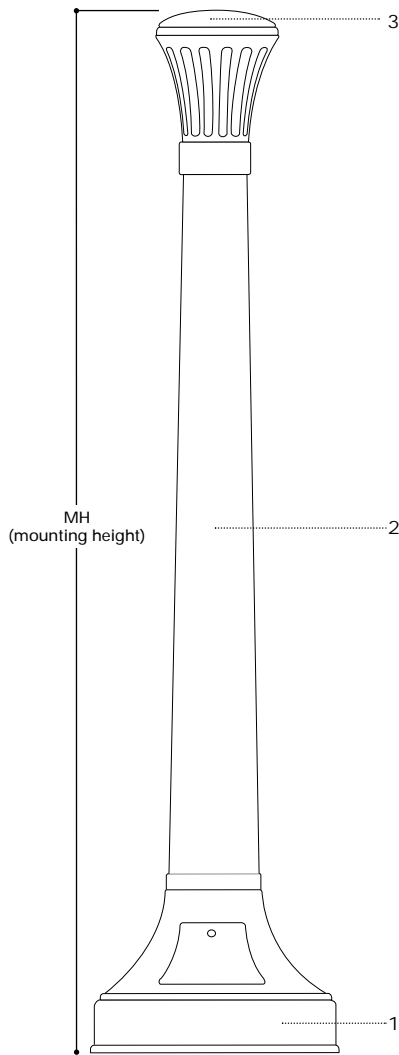
Finish colors - anodize, paint or powder coat in a wide range of colors. See Misc. catalog section

## VTAVENT POST SERIES

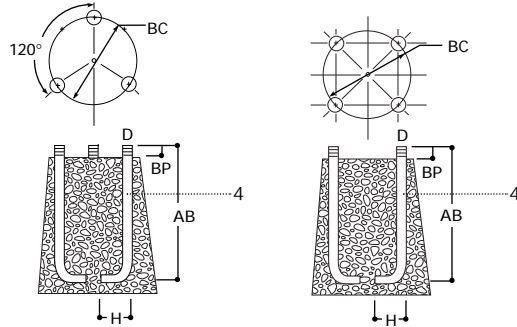
'-16'  
Mounting Height

ROUND TAPERED  
ALUMINUM GAS  
VENT POST SERIES

**DETAILS**  
REFER TO CHART FOR DIMENSIONAL INFORMATION



**BASE TYPES** (see chart at right for information)



### SPECIFICATIONS

- 1 ...All base options are cast aluminum alloy. Option "F", "G" and "P" are provided with a removable door assembly. Options "A", "C" and "N" are provided with a 4" x 6" flush handhole assembly.
- 2 ...Tapered vent post aluminum alloy satin brush finish.
- 3 ...Cast aluminum alloy vent cap assembly.
- 4 ...Anchor bolt per ASTM A576 with (1) nut, (1) flat washer, and (1) lock washer. Nuts, washers and threaded portion of bolt are hot dip galvanized.